

KEEP MOTORBIKE PRIMED FOR BETTER PERFORMANCE


GET THE TIPS

MOTORCYCLE



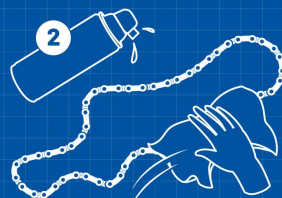
INSTRUCTIONS

1.



Degrease the chain, spray a generous amount of WD-40 Specialist, Machine & Engine Degreaser, let it sit for 2-3 mins and wipe away.

2.



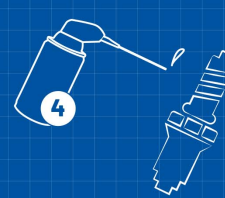
Grab the WD-40 Specialist, Chain Lube and spray onto the inner side of the chain, and manually spin the rear tyre as you spray. Wipe excess away with clean cloth.

3.



Remove gunk and grime on the brake calipers, without dismantling using the WD-40 Specialist, Brake & Parts Cleaner.

4.



For a good upkeep of the motorbike exterior, spray on WD-40, Smart Straw, to wipe away grease and protect from rust.

Tip! Keep WD-40® Smart Straw® close to remove moisture from Spark Plug especially during raining seasons and flood. It helps to repel water, prevent corrosion and rusting.

WHAT YOU NEED



①


②

③

④



x1



x1

Scan For More Info



① WD-40 SPECIALIST, MACHINE & ENGINE DEGREASER +

② WD-40 SPECIALIST, CHAIN LUBE + ③ WD-40 SPECIALIST, BRAKE & PARTS CLEANER +

④ WD-40, SMART STRAW, + MICROFIBRE CLOTH